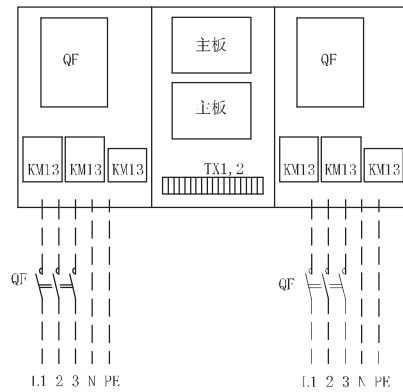




机组的安装

螺杆式空气源热泵YEAS系列

YEAS150/175/200RC50B



输入

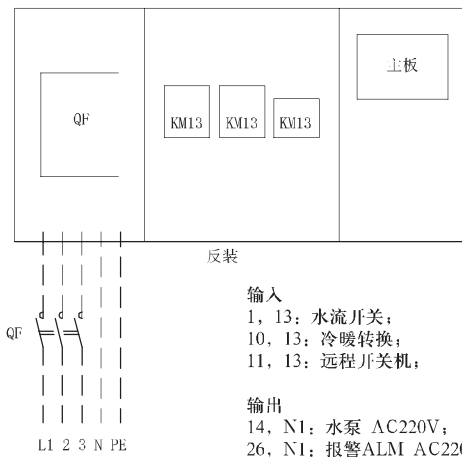
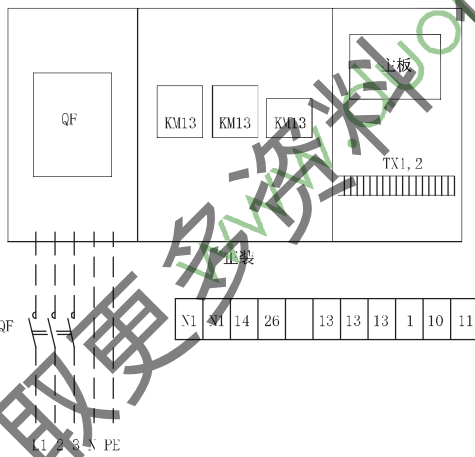
- 1, 13: 水流开关;
- 10, 13: 冷暖转换;
- 11, 13: 远程开关机;

输出

- 14, N1: 水泵 AC220V;
- 26, N1: 报警ALM AC220V;

N1	N1	14	26	13	13	13	1	10	11
----	----	----	----	----	----	----	---	----	----

YEAS225/250RC50B



反装

输入

- 1, 13: 水流开关;
- 10, 13: 冷暖转换;
- 11, 13: 远程开关机;

输出

- 14, N1: 水泵 AC220V;
- 26, N1: 报警ALM AC220V;



机组的安装

螺杆式空气源热泵YEAS系列

YEAS275/300RC50B

